



Company Registration Process

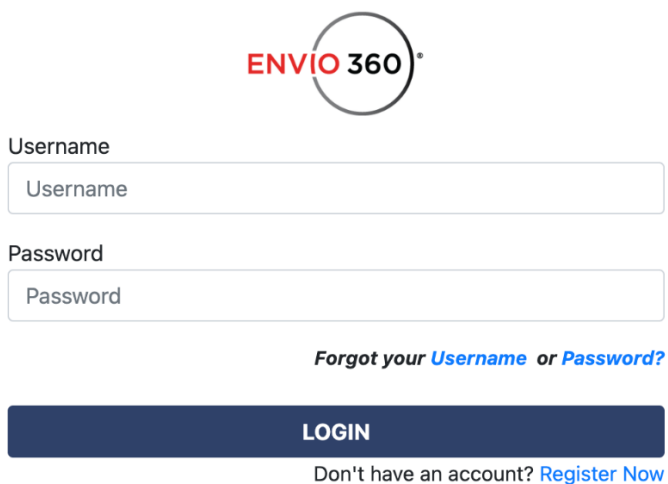
You can access our platforms through the following links:


- Production environment: <https://premium.emodal.com/>
- Demo/Sandbox environment: <https://demopremium.emodal.com/>

1. Click the Log In on top right of page



2. Click on Register Now





Username

Password

[Forgot your Username or Password?](#)


LOGIN

Don't have an account? [Register Now](#)



3. Accept the terms and conditions and click on Register.

ENVIO 360 Registration ⚙️



Register a Company

Please agree to the Terms of Service and click REGISTER to start the process.

Accept [Terms of Service](#) and [Privacy Policy](#)

[Terms of Service](#) | [Privacy Policy](#) | [Cookie Policy](#)

4. Company Registration - Fill in the required fields and click on Continue.

ENVIO 360 New Company Registration ⚙️

1 Primary Information 2 Company Details 3 User Information 4 Registration Summary

Company Name *

Company Type *

Street Address * Suite, Building, Dept

City * Country *
United States

State/Province/County * Postal Code *

Phone
US (+1) Business Phone Extension
(000) XXX-XXXX

Tax ID/VAT *



5. Select the facilities you'll be working with and then click on Continue

ENVIO 360 New Company Registration ⚙️

1 Primary Information 2 Company Details 3 User Information 4 Registration Summary

SCAC Code

If SCAC is entered, either US DOT Permit No. or Motor Carrier Permit No. must be entered

US DOT Permit No

Motor Carrier Permit No

BACK CANCEL **CONTINUE**

6. User Registration - Now, you'll be able to create your system admin user and fill in your initial information. Click on Continue once finished.

ENVIO 360 New Company Registration ⚙️

1 Primary Information 2 Company Details 3 User Information 4 Registration Summary

First name * Last name *

Phone *
US (+1) Extension
(000) 000-0000

Username *

Password *
Password must be at least 8 characters and must contain a lower case letter, an uppercase letter and a number.

Confirm Password *

Account Recovery Information *

Email *

BACK CANCEL **CONTINUE**



7. Review all the information in the Summary and click on Complete Registration.

ENVIO 360 New Company Registration ⚙️

1 Primary Information 2 Company Details 3 User Information 4 Registration Summary

Company Name	J test
Company Type	Beneficial Cargo Owner (BCO / Shipper)
Street Address	dfe
Suite, Building, Dept	
City	Miami
Country	United States
State/Province/County	Florida
Postal Code	034261
Business Phone	(+1) 5575594434
Tax ID/VAT	895432107

Company Details

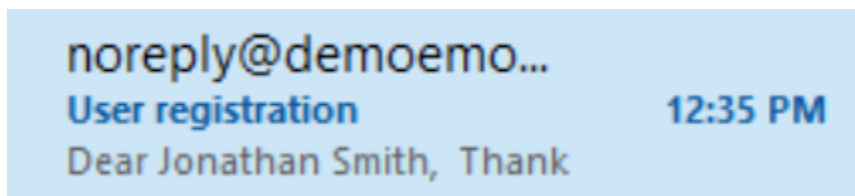
SCAC Code	
US DOT Permit No	
Motor Carrier Permit No	

User Information

First name	Tester
Last name	Testing
Phone	(+1) 4578326579
Username	jpsmith1
Email	mrtester@gmail.com

BACK CANCEL **COMPLETE REGISTRATION**

8. Please check your email inbox looking for this email:



9. Enter the code received on that email and enter your password. Click on Submit.

Registration Confirmation

Please enter verification code received in email to complete registration

Verification Code *

9791

Password *

••••••••

[Resend Verification Code](#)

CANCEL

SUBMIT



10. You'll be able to log in as a user but the company will be available once your company is reviewed and approved by our Customer Service Representative.

11. Then you can enter your newly created user credentials and click on Log In to access the application.



Username

Password

Forgot your [Username](#) or [Password](#)?

Don't have an account? [Register Now](#)